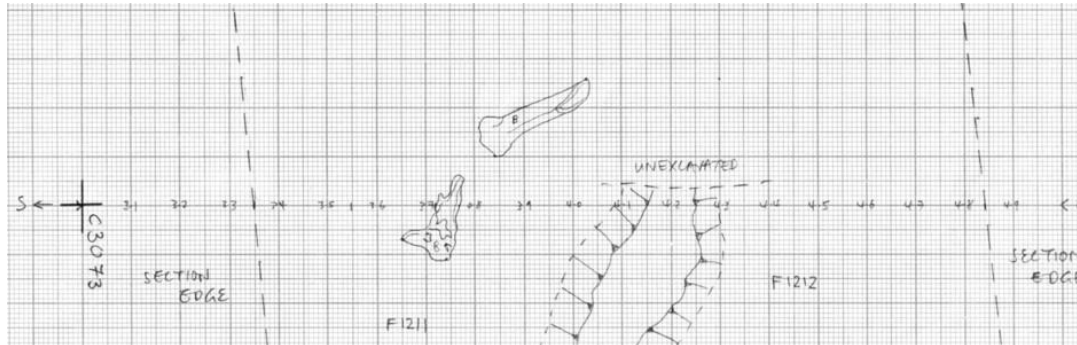


3.2 Special deposits in features

F1177/F1211 Quarry Complex cp: EEIA

(1) R36, R39: Identified during bone analysis: deposit of cattle mandible and horse leg, including humerus and radius, also equid pelvis and atlas bone.

(2) R50, R71: Some possible special deposits occurred at a depth of 0.2 m within the central cutting, consisting of a large chunk of pottery and some animal bones including ?horn core and partial sheep/goat skull and a cattle/horse leg bone: this is likely to be part of the horse leg identified during bone analysis from layer 1, suggesting the limb was placed at the interface of layers 1 and 2.



F1178 Ditch Phase: -


Two possibly articulated bones were found at a depth of 0.52 m and it was thought on site that these may have represented a special deposit. However, nothing exceptional was noted during the bone analysis.

F1180 Ditch of Enclosure 1 cp: EIA

Cutting 2 (3)

Lower level: R38, R36, R72, R71: Cattle skull and partial front leg, equid scapula and ovicaprid long bone identified during bone analysis appear to relate to the lower level of bones planned from the terminal of the ditch. The bones were scattered along the central hollow and are in no sense articulated.

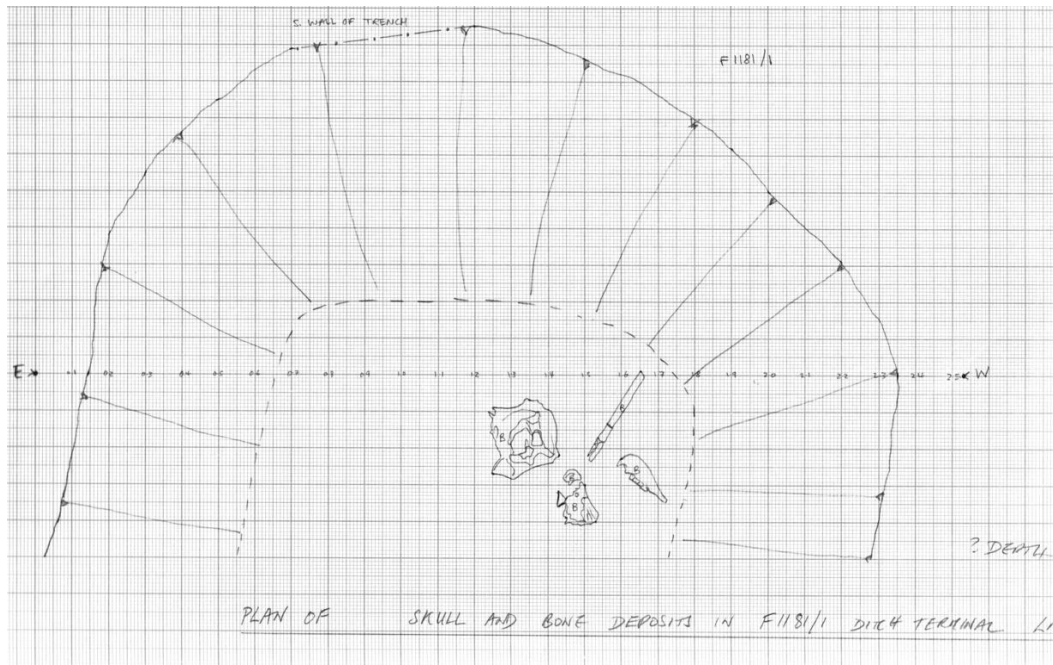
Upper level: R38: A dog skull was placed centrally in the hollow formed in the ditch with the nose pointing south. At the back of the head the two mandibles were laid flat aligned N-S forming a line with the skull, the two folded out as though they may still have been attached at the front of the mouth when placed.



F1181 Ditch of Enclosure 2 cp: LIA/E Ro

Cutting 1 (1) R50, R39: A pot base and cattle and sheep mandibles may have formed a special deposit within this layer.

Cutting 1 (3) R38 x2, R39, R36: Special deposits of two cattle skulls had been placed close to the terminal wall in the south-west quadrant of the terminal. A mandible lying slightly apart may have belonged with the skulls or may have derived from another animal. An animal leg (?sheep) also lay with this group. The mandible and leg bone planned were not found during the bone analysis and have either been lost or allocated to one of the adjacent layers.



Cutting 7 (4)/(5) R38, R39 x2, R36, R37: A cattle skull with two deep chop marks across its forehead was placed on the silt layer (5) and sealed by chalky soil (4). The skull was lying upright facing north. The horns were not present. In addition other bone deposits were noticed at this level, but no records made. This included a cattle mandible and leg, part of a torso and ovicaprid mandible. The bone analysis subsequently identified in addition (assigned to layer 5) cattle and equid legs and large mammal vertebrae.

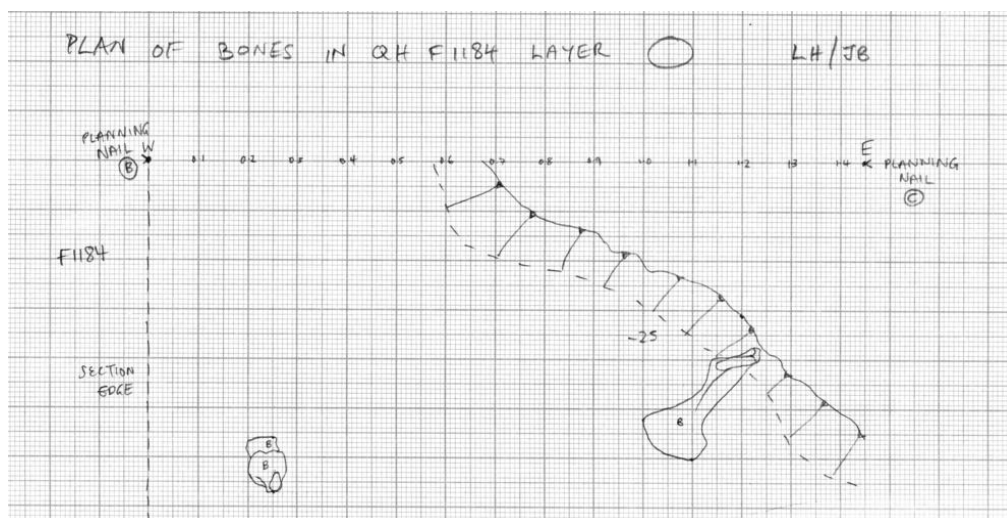
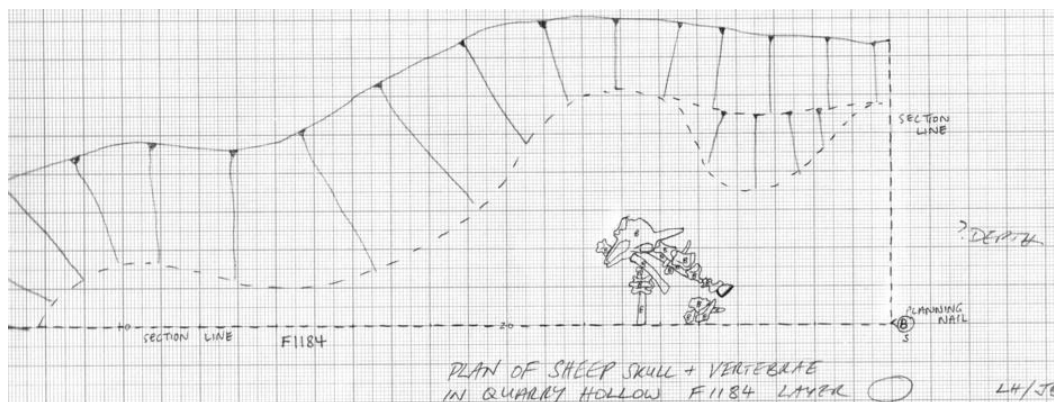


Cutting 11(4) R39 x2, R71, R36 x2: Identified as special deposits on site, though no actual descriptions were made, were a cattle mandible, ovicaprid mandible and leg bone. The latter

was probably part of a partial cattle leg. In addition the bone analysis suggested that a partial dog limb and ovicaprid leg were also possible special deposits.

F1184 Quarry Complex cp: Roman

Cutting 1 (1) R37, R38, R72: Within this layer occurred a partially articulated skeleton of a sheep (partial/semi-complete). It lay at the east end of the quarry about 0.55 m from the quarry edge. Other potential special deposits from the layer included a cattle skull fragment and equid pelvis; the latter lay against the quarry edge on the NE side.

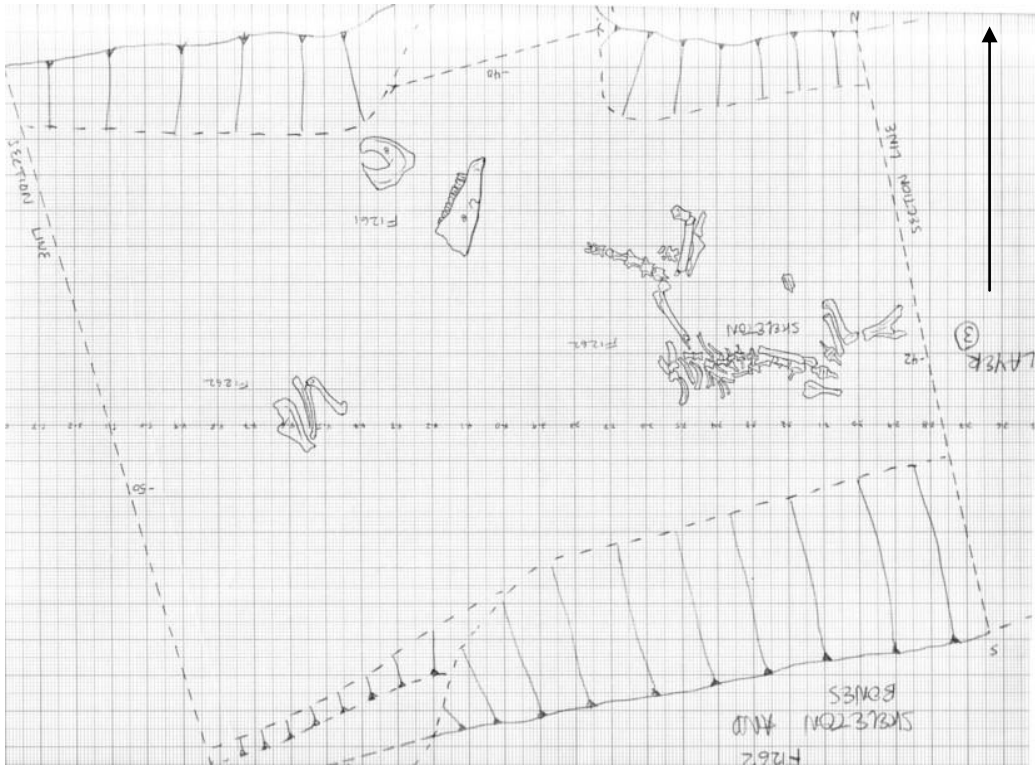


F1200 Quarry Hollow cp: Roman

(2) R45, R50: A fragment of sandstone (?quern) and a large potsherd occurred close to the base near the SW side.

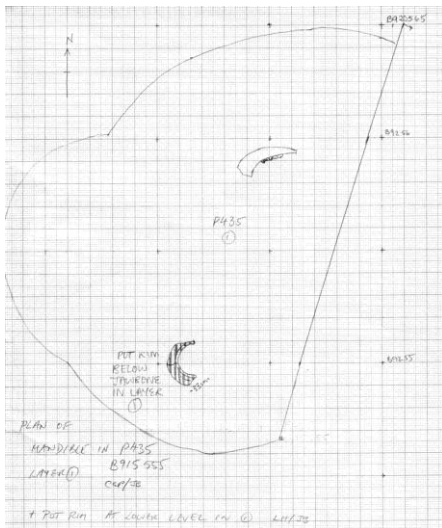
F1262 E570400-E532397 Ditch (S side of enclosure 7) Phase: LIA/ERo

(3) R37, R36, R39, R72: In the top of layer 3 a partial skeleton of a sheep consisting of the torso and some legs had been placed in the central hollow of the ditch. About a metre further west in the ditch a partial leg with shoulder blade (looking distinctly like a joint of shoulder of lamb) had also been placed in the central hollow. Close to the north edge of the ditch were a cattle mandible and another large bone, possibly the equid skull noted during the bone analysis. These latter deposits were possibly in the fill of P442 rather than the ditch fill.



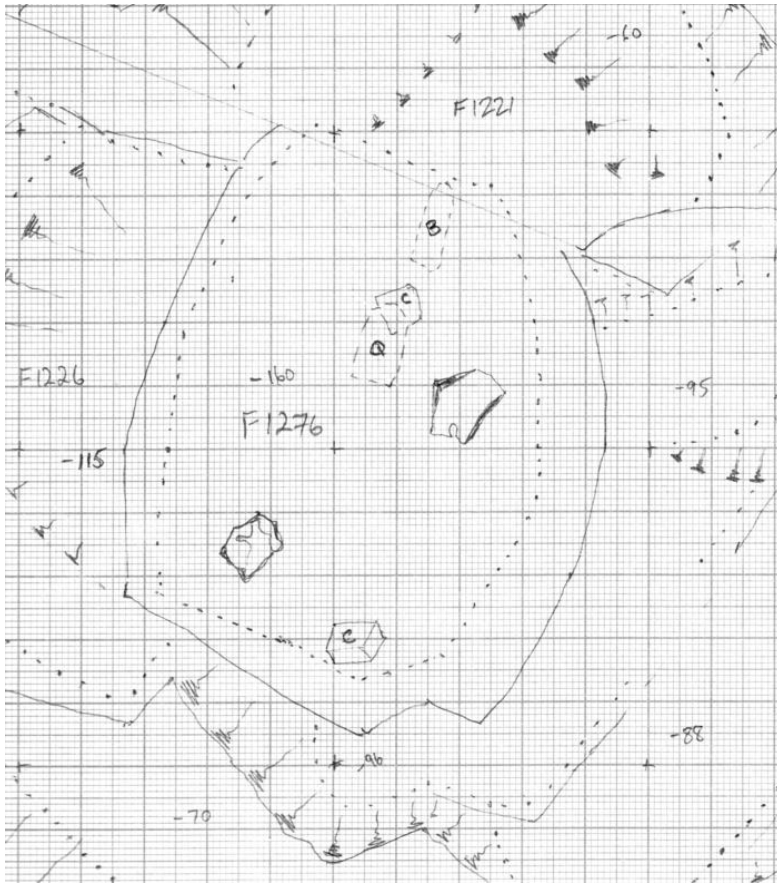
F1265 Quarry hollow cp: EIA

(1) R50, R39: Within this layer was found a special deposit of an animal mandible and a large fragment of pottery rim. The pottery occurred in the SW quadrant lying upright and placed c.0.3 m from the edge of the quarry. The mandible (?species ?sheep) lay slightly to the north of centre in the western area of the quarry.



F1276 (5) (F1226/1(5)) Rectangular shaft in F1184 cp: LIA-ERo

R53, R45, R36: On the base of the shaft there appeared to be deliberately placed a partial quern stone slightly north of centre, two large flint nodules and two chalk blocks. A horse long bone lay close to the north wall; an equid leg identified during bone analysis in layer 5 is presumably the same deposit.



The following possible deposits were identified during post-excavation bone analysis, but none were noted in the course of excavation and recorded. They may be regarded as spurious, though it is clear from past experience that special deposits may not be recognized *in situ*.

F1184/2(1) *cp: Ro*

R36: Equid foreleg: no on-site record

F1189/3(2) *Road ditch cp: EIA*

R36: Cattle lower leg: no on-site record.

F1201/5(2) *Quarry complex cp: MIA/LIA*

R39: Dog mandible: no on-site record.

F1204 (1) *Quarry hollow in F1184 cp: LIA*

R37: Partial/semi-complete sheep: no on-site record.

F1210/7(1) *Quarry complex cp: ERo*

R36: Cattle leg: no on-site record.

F1229 (1) *Quarry hollow cp: LIA-ERo*

R36: Dog leg: no on-site record.